




PCD Diamond ChipBreaking Revolution

World Leader in 3D Laser Technology



- Unsurpassed chip control and dramatically increased tool life
- Low cutting pressure results in minimal heat expansion
- True 3D PCD chipbreaker forms produced at the cutting point
- Increased productivity and reduced operating costs
- Superior edge grind produces excellent surface finishes



CB1



CB2



CB3

**Largest Standard Offering of PCD
Diamond Chipbreaker Inserts in North America**

BECKER PCD / TFC Technical Information

BECKER Designation	ISO Designation	Description	Application
Diamond Grades			
TFC	PD	Solid polycrystalline CVD-diamond without binder and without carbide reinforcement, perfect cutting edge sharpness and cutting edges without any microdamage. No cutting pressure and smallest tolerances. Highest wear resistance and very high thermal conductivity (HSC and HPC), higher toughness.	From super-finishing to semi-finishing of all non-ferrous metals and non-ferrous composites with high content of abrasive reinforcement or silicon.
PDC	DP Compound	Polycrystalline diamond (compound cutting material), carbide reinforced diamond of fine grit size, good cutting edge sharpness and low cutting pressure allowing for minor tolerances. Lower wear resistance at higher toughness.	Finishing of all non-ferrous metals and non-metallics with low content of abrasive reinforcement or silicon.
PDC-S	DP Compound	Polycrystalline diamond (compound cutting material), carbide reinforced diamond of coarse grit size, good edge sharpness and low cutting pressure allowing for minor tolerances. Ideal for milling. Lower wear resistance at higher toughness.	Finishing and milling of all non-ferrous and non-metallics with medium content of abrasive reinforcement or silicon.
PDC-CU-S	DP Compound	Solid polycrystalline diamond (compound cutting material) without carbide reinforcement, coarse grit size, good cutting edge sharpness and low cutting pressure allowing for minor tolerances. Well suited for milling tools with high depth of cut. High wear resistance at higher toughness due to large diamond volume.	Finishing and milling of all non-ferrous metals and non-metallics with high content of abrasive reinforcement or silicon.

Chipbreaker Designation	Application	Radius	D.O.C. (ap) Min. - Max.	FEED (ipr) Min. - Max.
Chipbreaker Cutting Information				
CB1	Medium to finish machining with low cutting forces for low burr, high tolerance, high surface quality.	.004"	.002" - .012"	.0008" - .002"
		.008"	.0025" - .016"	.0011" - .003"
		.016"	.004" - .032"	.003" - .006"
		.031"	.006" - .040"	.003" - .008"
		.047"	.012" - .060"	.0045" - .010"
CB2	General purpose machining. Strong, sharp cutting edge for high depths of cut and feed rates producing good surface quality.	.004"	--	--
		.008"	.020" - .032"	.003" - .005"
		.016"	.024" - .060"	.003" - .008"
		.031"	.028" - .060"	.006" - .012"
		.047"	.032" - .080"	.008" - .016"
CB3	Semi-Roughing to roughing. Serrated edge for superior chip control at high feeds and depths of cut.	.004"	-	-
		.008"	-	-
		.016"	.040" - .120"	.008" - .014"
		.031"	.040" - .120"	.008" - .014"
		.047"	.040" - .120"	.008" - .014"

Speed Information	TFC (Vc : SFM)	PDC (Vc : SFM)	PDC-S (Vc : SFM)	PDC-CU-S (Vc : SFM)
Materials				
Non-ferrous metals, aluminum alloys without silicon	1600 - 15000	1300 - 8000	1300 - 8000	1300 - 8000
Non-ferrous metals, aluminum alloys with less than 12% silicon	1300 - 11000	1300 - 6500	1950 - 6500	1950 - 6500
Non-ferrous metals, aluminum alloys with more than 12 % silicon	1300 - 6000	--	1300 - 4800	1300 - 4800
Brass, bronze, copper, copper alloys, precious metals	1300 - 7000	975 - 5800	975 - 5500	975 - 5500
Non-metallics, pure plastics without reinforcements	1300 - 6000	975 - 3900	--	--
Non-metallics, plastics with reinforcements	650 - 4500	--	650 - 3000	650 - 3000


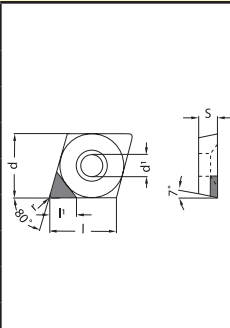
BECKER PCD / TFC Laser Chipbreaker Program




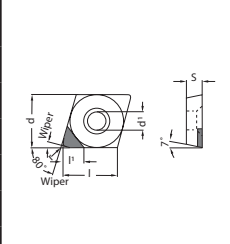
BECKER DIAMOND TOOLS of Germany introduces revolutionary 3D PCD chipbreaking technology for the machining of non-ferrous materials. Through the use of advanced proprietary technology, true 3D PCD chipbreaker forms are produced at the cutting point of the PCD segment. The performance results of this dramatic innovation, which is available in roughing and finishing forms, are unsurpassed chip control and dramatically increased tool life. The higher shear angles integrated within the chipbreaker produces lower cutting pressures and less heat expansion of the workpiece.

The by-product of this machining dynamic is precise dimensional accuracy, eliminating the need for secondary operations while both increasing productivity and reducing operating costs. The controlled short chips coming off the workpiece allow for uninterrupted production runs and practically eliminates costly maintenance stoppages traditionally required when clearing machines of long uncontrolled swarf.

CCGT-CB1 Positive Neutral (with Chip Control)


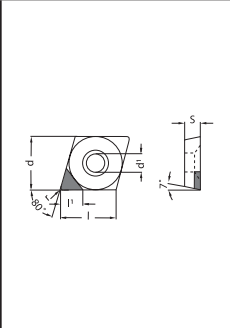
										TFC	PDC	PDC-S	PDC-CU-S
 	Designation	d	d'	s	l	PDC l'	TFC l'	r	PD	DP			
	CCGT-21.50.5-CB1	.250	.110	.094	.254	.134	.094	.008	■	■			
	CCGT-21.51-CB1	.250	.110	.094	.254	.126	.087	.016	■	■			
	CCGT-21.52-CB1					.118	.079	.031	■	■			
	CCGT-32.50.5-CB1					.177	--	.008	■	■			
	CCGT-32.51-CB1	.375	.173	.156	.382	.169	.087	.016	■	■			
	CCGT-32.52-CB1					.161	--	.031	■	■			
	CCGT-431-CB1	.500	.217	.187	.508	.169	--	.016	■	■			
	CCGT-432-CB1					.161	--	.031	■	■			

CCGT-CB1 Positive Neutral Wiper (with Chip Control)


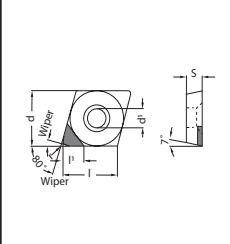
										TFC	PDC	PDC-S	PDC-CU-S
 	Designation	d	d'	s	l	PDC l'	TFC l'	r	PD	DP			
	CCGT-21.50.5W-CB1*	.250	.110	.094	.254	.134	--	.008	■	■			
	CCGT-21.51W-CB1*	.250	.110	.094	.254	.130	.083	.016	■	■			
	CCGT-32.50.5W-CB1*	.375	.173	.156	.382	.173	--	.008	■	■			
	CCGT-32.51W-CB1*	.375	.173	.156	.382	.165	.083	.016	■	■			
	CCGT-430.5W-CB1*	.500	.217	.187	.508	.173	.091	.008	■	■			
CCGT-431W-CB1*					.165	.083	.016	■	■				

*Wiper= 95° Holder

CCGT-CB2 Positive Neutral (with Chip Control)

										TFC	PDC	PDC-S	PDC-CU-S
 	Designation	d	d'	s	l	PDC l'	TFC l'	r	PD	DP			
	CCGT-21.50.5-CB2	.250	.110	.094	.254	.134	.094	.008	■	■	■		
	CCGT-21.51-CB2	.250	.110	.094	.254	.126	.087	.016	■	■	■		
	CCGT-21.52-CB2					.118	.079	.031	■	■	■		
	CCGT-32.50.5-CB2					.177	.094	.008	■	■	■		
	CCGT-32.51-CB2	.375	.173	.156	.382	.169	.087	.016	■	■	■		
	CCGT-32.52-CB2					.161	.079	.031	■	■	■		
	CCGT-431-CB2	.500	.217	.187	.508	.169	.087	.016	■	■	■		
CCGT-432-CB2					.161	.079	.031	■	■	■			


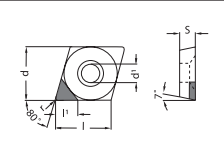
CCGT-CB2 Positive Neutral Wiper (with Chip Control)

										TFC	PDC	PDC-S	PDC-CU-S
 	Designation	d	d'	s	l	PDC l'	TFC l'	r	PD	DP			
	CCGT-21.50.5W-CB2*	.250	.110	.094	.254	.134	.098	.008	■	■	■		
	CCGT-21.51W-CB2*	.250	.110	.094	.254	.130	.091	.016	■	■	■		
	CCGT-32.50.5W-CB2*	.375	.173	.156	.382	.173	.091	.008	■	■	■		
	CCGT-32.51W-CB2*	.375	.173	.156	.382	.165	.083	.016	■	■	■		
	CCGT-430.5W-CB2*	.500	.217	.187	.508	.173	.091	.008	■	■	■		
CCGT-431W-CB2*					.165	.083	.016	■	■	■			


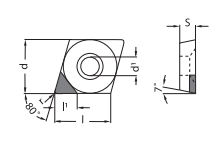
*Wiper= 95° Holder

BECKER PCD / TFC Laser Chipbreaker Program


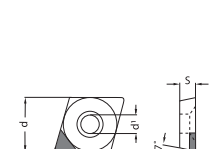
CCGT-CB3 Positive Neutral (with Chip Control)

											TFC	PDC	PDC-S	PDC-CU-S
 	Designation	d	d ¹	s	l	PDC l ¹	TFC l ¹	r	PD	DP				
	CCGT-21.51-CB3	.250	.110	.094	.254	.126	.087	.016					■	
	CCGT-32.51-CB3	.375	.173	.156	.382	.169	.087	.016					■	
	CCGT-32.52-CB3					.161	.079	.031					■	


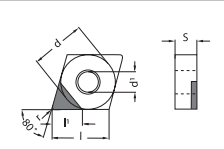
CCGT-GS-CB1 Positive Neutral (with Chip Control)

											TFC	PDC	PDC-S	PDC-CU-S
 	Designation	d	d ¹	s	l	PDC l ¹	TFC l ¹	r	PD	DP				
	CCGT-21.51L-GS-CB1						.126	.087	.016				■	
	CCGT-21.51R-GS-CB1											■		
	CCGT-21.52L-GS-CB1	.250	.110	.094	.254							■		
CCGT-21.52R-GS-CB1						.118	.079	.031				■		


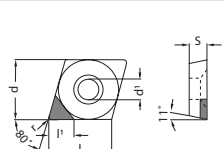
CCGT-GS-CB2 Positive Neutral (with Chip Control)

											TFC	PDC	PDC-S	PDC-CU-S
 	Designation	d	d ¹	s	l	PDC l ¹	TFC l ¹	r	PD	DP				
	CCGT-21.52L-GS-CB2	.250	.110	.094	.254	.126	.087	.016					■	
	CCGT-21.52R-GS-CB2											■		
	CCGT-32.51L-GS-CB2						.169	.087	.016	■			■	
	CCGT-32.51R-GS-CB2	.375	.173	.156	.382					■			■	
	CCGT-32.52L-GS-CB2						.161	.079	.031				■	
CCGT-32.52R-GS-CB2												■		


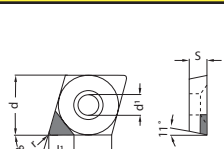
CNGA-CB3 Negative (with Chip Control)

											TFC	PDC	PDC-S	PDC-CU-S
 	Designation	d	d ¹	s	l	PDC l ¹	TFC l ¹	r	PD	DP				
	CNGA-432-CB3						.236	--	.031				■	
	CNGA-433-CB3	.500	.202	.187	.508		.224	--	.047				■	

CPGT-CB1 Positive Neutral (with Chip Control)


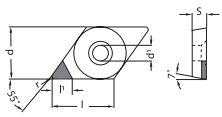
											TFC	PDC	PDC-S	PDC-CU-S
 	Designation	d	d ¹	s	l	PDC l ¹	TFC l ¹	r	PD	DP				
	CPGT-1.81.50.5-CB1	.219	.085	.094	.22	.094	--	.008					■	
	CPGT-1.81.51-CB1					.087	--	.016				■		
	CPGT-21.50.5-CB1	.250	.110	.094	.254	.134	--	.008		■			■	
CPGT-21.51-CB1					.126	--	.016		■			■		

CPGT-CB2 Positive Neutral (with Chip Control)


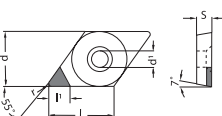
											TFC	PDC	PDC-S	PDC-CU-S
 	Designation	d	d ¹	s	l	PDC l ¹	TFC l ¹	r	PD	DP				
	CPGT-21.50.5-CB2						.134	--	.008	■		■	■	
CPGT-21.51-CB2	.250	.110	.094	.254		.126	--	.016	■		■	■		

BECKER PCD / TFC Laser Chipbreaker Program


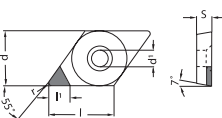
DCGT-CB1 Positive Neutral (with Chip Control)

										TFC	PDC	PDC-S	PDC-CU-S	
		Designation	d	d'	s	l	PDC l'	TFC l'	r	PD	DP			
		DCGT-21.50-CB1						.150	--	.004		■	■	
		DCGT-21.50.5-CB1	.250	.110	.094	.305		.146	.102	.008	■	■	■	■
		DCGT-21.51-CB1						.134	.091	.016	■	■	■	■
		DCGT-21.52-CB1						.118	.079	.031	■	■		
		DCGT-32.50-CB1						.189	.106	.004		■	■	
		DCGT-32.50.5-CB1	.375	.173	.156	.457		.185	.102	.008	■	■	■	
		DCGT-32.51-CB1						.169	.091	.016	■	■	■	■
		DCGT-32.52-CB1						.157	.079	.031	■	■	■	■


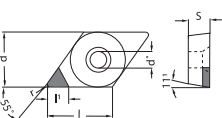
DCGT-CB2 Positive Neutral (with Chip Control)

										TFC	PDC	PDC-S	PDC-CU-S	
		Designation	d	d'	s	l	PDC l'	TFC l'	r	PD	DP			
		DCGT-21.50-CB2						.150	--	.004			■	
		DCGT-21.50.5-CB2	.250	.110	.094	.305		.146	.102	.008	■	■	■	■
		DCGT-21.51-CB2						.134	.091	.016	■	■	■	■
		DCGT-21.52-CB2						.118	.079	.031	■	■		
		DCGT-32.50-CB2						.189	--	.004			■	
		DCGT-32.50.5-CB2	.375	.173	.156	.457		.185	.102	.008	■	■	■	
		DCGT-32.51-CB2						.169	.091	.016	■	■	■	■
		DCGT-32.52-CB2						.157	.079	.031	■	■	■	■


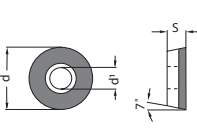
DCGT-CB3 Positive Neutral (with Chip Control)

										TFC	PDC	PDC-S	PDC-CU-S	
		Designation	d	d'	s	l	PDC l'	TFC l'	r	PD	DP			
		DCGT-21.51-CB3	.250	.110	.094	.305		.134	.091	.016				■
		DCGT-32.50.5-CB3						.185	.102	.008			■	
		DCGT-32.51-CB3	.375	.173	.156	.457		.169	.091	.016			■	■
		DCGT-32.52-CB3						.157	.079	.031				■

DPGT-CB2 Positive Neutral (with Chip Control)


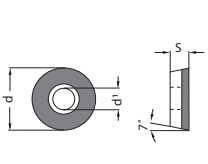
										TFC	PDC	PDC-S	PDC-CU-S
		Designation	d	d'	s	l	PDC l'	TFC l'	r	PD	DP		
		DPGT-32.51-CB2	.375	.173	.156	.457		.169	--	.016		■	

RCGT-CB1 Fullface (with Chip Control)


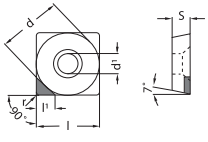
										TFC	PDC	PDC-S	PDC-CU-S	
		Designation	d	d'	s	l	PDC	TFC	r	PD	DP			
		RCGT-0602MO-VM-CB1	.236	.110	.094	--		FULL	--	--		■	■	
		RCGT-10T3MO-VM-CB1	.394	.173	.156	--		FULL	--	--		■	■	

BECKER PCD / TFC Laser Chipbreaker Program


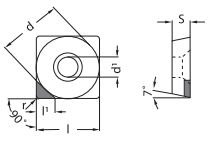
RCGT-CB2 Fullface (with Chip Control)

											TFC	PDC	PDC-S	PDC-CU-S
		Designation	d	d ¹	s	l	PDC	TFC	r	PD	DP			
		RCGT-0602MO-VM-CB2	.236	.110	.094	--	FULL	--	--			■	■	
		RCGT-10T3MO-VM-CB2	.394	.173	.156	--	FULL	--	--				■	


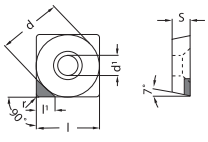
SCGT-CB1 Positive Neutral (with Chip Control)

											TFC	PDC	PDC-S	PDC-CU-S
		Designation	d	d ¹	s	l	PDC l ¹	TFC l ¹	r	PD	DP			
		SCGT-32.51-CB1						.173	.110	.016		■	■	
		SCGT-32.52-CB1	.375	.173	.156	.375		.169	.102	.031		■	■	


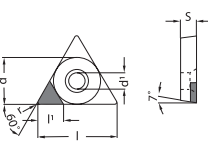
SCGT-CB2 Positive Neutral (with Chip Control)

											TFC	PDC	PDC-S	PDC-CU-S
		Designation	d	d ¹	s	l	PDC l ¹	TFC l ¹	r	PD	DP			
		SCGT-32.51-CB2						.173	.110	.016		■		■
		SCGT-32.52-CB2	.375	.173	.156	.375		.169	.102	.031		■		■


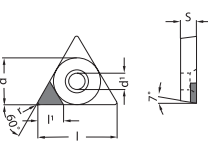
SCGT-CB3 Positive Neutral (with Chip Control)

											TFC	PDC	PDC-S	PDC-CU-S
		Designation	d	d ¹	s	l	PDC l ¹	TFC l ¹	r	PD	DP			
		SCGT-32.51-CB3						.173	.110	.016				■
		SCGT-32.52-CB3	.375	.173	.156	.375		.169	.102	.031				■

TCGT-CB1 Positive Neutral (with Chip Control)


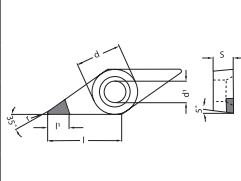
											TFC	PDC	PDC-S	PDC-CU-S
		Designation	d	d ¹	s	l	PDC l ¹	TFC l ¹	r	PD	DP			
		TCGT-1.81.50.5-CB1	.219	.098	.094	.378		.146	.102	.008		■	■	
		TCGT-1.81.51-CB1						.134	.091	.016		■	■	
		TCGT-21.50.5-CB1						.146	.102	.008		■	■	
		TCGT-21.51-CB1	.250	.110	.094	.433		.134	.091	.016		■	■	
		TCGT-32.51-CB1	.375	.173	.156	.650		.181	.091	.016		■	■	
		TCGT-32.52-CB1						.165	.079	.031		■	■	

TCGT-CB2 Positive Neutral (with Chip Control)


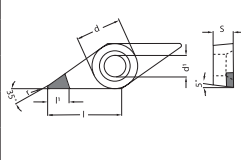
											TFC	PDC	PDC-S	PDC-CU-S
		Designation	d	d ¹	s	l	PDC l ¹	TFC l ¹	r	PD	DP			
		TCGT-1.81.50.5-CB2	.219	.098	.094	.378		.146	.102	.008		■	■	■
		TCGT-1.81.51-CB2						.134	.091	.016		■	■	■
		TCGT-21.50.5-CB2						.146	.102	.008		■	■	■
		TCGT-21.51-CB2	.250	.110	.094	.433		.134	.091	.016		■	■	■
		TCGT-32.51-CB2	.375	.173	.156	.650		.181	.091	.016		■	■	■
		TCGT-32.52-CB2						.165	.079	.031		■	■	■

BECKER PCD / TFC Laser Chipbreaker Program


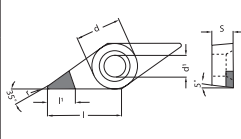
VBGT-CB1 Positive Neutral (with Chip Control)

										TFC	PDC	PDC-S	PDC-CU-S	
		Designation	d	d'	s	l	PDC l'	TFC l'	r	PD	DP			
		VBGT-330.5-CB1						.232	.118	.008	■	■		■
		VBGT-331-CB1	.375	.173	.187	.654	.217	.118	.016	■	■	■		
		VBGT-332-CB1					.197	.118	.031	■	■	■		
		VBGT-333-CB1					.173	.118	.047	■	■	■		


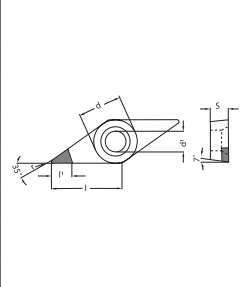
VBGT-CB2 Positive Neutral (with Chip Control)

										TFC	PDC	PDC-S	PDC-CU-S	
		Designation	d	d'	s	l	PDC l'	TFC l'	r	PD	DP			
		VBGT-330.5-CB2						.232	.118	.008	■		■	
		VBGT-331-CB2	.375	.173	.187	.654	.217	.118	.016	■	■	■		
		VBGT-332-CB2					.197	.118	.031	■	■	■		
		VBGT-333-CB2					.173	.118	.047	■	■	■		


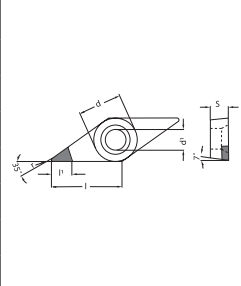
VBGT-CB3 Positive Neutral (with Chip Control)

										TFC	PDC	PDC-S	PDC-CU-S
		Designation	d	d'	s	l	PDC l'	TFC l'	r	PD	DP		
		VBGT-331-CB3	.375	.173	.187	.654	.217	.118	.016				


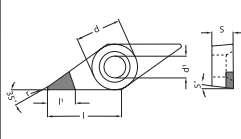
VCGT-CB1 Positive Neutral (with Chip Control)

										TFC	PDC	PDC-S	PDC-CU-S	
		Designation	d	d'	s	l	PDC l'	TFC l'	r	PD	DP			
		VCGT-220-CB1						.213	.118	.004	■	■		
		VCGT-220.5-CB1	.250	.114	.125	.437	.181	.118	.008	■	■	■		
		VCGT-221-CB1					.154	.118	.016	■	■	■		
		VCGT-330.5-CB1					.232	.118	.008	■	■			
		VCGT-331-CB1	.375	.173	.187	.654	.217	.118	.016	■	■	■		
		VCGT-332-CB1					.197	.118	.031	■	■	■		
		VCGT-333-CB1					.177	.118	.047	■	■	■		

VCGT-CB2 Positive Neutral (with Chip Control)


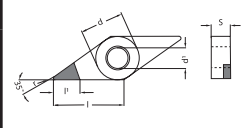
										TFC	PDC	PDC-S	PDC-CU-S	
		Designation	d	d'	s	l	PDC l'	TFC l'	r	PD	DP			
		VCGT-220-CB2						.213	.118	.004	■		■	■
		VCGT-220.5-CB2	.250	.114	.125	.437	.181	.118	.008	■	■	■		
		VCGT-221-CB2					.154	.118	.016	■	■	■		
		VCGT-330.5-CB2					.232	.118	.008	■	■		■	
		VCGT-331-CB2	.375	.173	.187	.654	.217	.118	.016	■	■	■		
		VCGT-332-CB2					.197	.118	.031	■	■	■		
		VCGT-333-CB2					.177	.118	.047	■	■	■		

VCGT-CB3 Positive Neutral (with Chip Control)


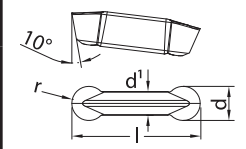
										TFC	PDC	PDC-S	PDC-CU-S	
		Designation	d	d'	s	l	PDC l'	TFC l'	r	PD	DP			
		VCGT-221-CB3	.250	.114	.125	.437	.154	.118	.016					■
		VCGT-331-CB3	.375	.173	.187	.654	.217	.118	.016					■

BECKER PCD / TFC Laser Chipbreaker Program


VNGA-CB3 Negative (with Chip Control)

										TFC	PDC	PDC-S	PDC-CU-S
		Designation	d	d'	s	l	PDC l'	TFC l'	r	PD	DP		
		VNGA-332-CB3	.375	.150	.187	.654	.193	--	.031				■

GIDA (with Chip Control)

										TFC	PDC	PDC-S	PDC-CU-S
		Designation	d	d'	s	l	PDC l'	TFC l'	r	PD	DP		
		GIDA-80/40-TWR	.315	.220	--	1.231	.200	--	.1575				■

Other PCD/CBN products available from BECKER





BECKER

High Performance "SANDWICH" CBN

With technology advancing continuously in ultrahard cutting materials, the new "SANDWICH" CBN is now available. This new design allows multiple corners or double full face negative inserts with a very strong high temperature vacuum brazed. With this advancement in technology, it provides higher insert integrity and lower cost per corner.

To go along with this new technology, the "SANDWICH" inserts are being introduced in 4 grades with a specially designed coating that resists tribo-oxidation, adhesion, or diffusion. In turn the coating increases wear resistance and dissipates heat from the cutting edge more efficiently thus drastically improving tool life and surface finish.

The "SANDWICH" CBN inserts are offered in the largest selection of stocked edge preps on the market. This range of 8 different edge preps will allow complete optimization to fully suit your application needs.

CCGW-2MC

Designation	Dimensions				Edge Preps							
	#	φ	s	l	PDC-105		PDC-155		PDC-255		PDC-405	
					A	B	C	D	E	F	G	H
CCGW 25.0x5.0-2-PDC												
CCGW 25.0x5.0-4-PDC	250	110	200	254								
CCGW 25.0x5.0-6-PDC												
CCGW 25.0x5.0-8-PDC												
CCGW 25.0x5.0-10-PDC												
CCGW 25.0x5.0-12-PDC	278	119	230	282								
CCGW 25.0x5.0-14-PDC												
CCGW 25.0x5.0-16-PDC												
CCGW 25.0x5.0-18-PDC	306	128	240	294								
CCGW 25.0x5.0-20-PDC												
CCGW 25.0x5.0-22-PDC												
CCGW 25.0x5.0-24-PDC	334	137	250	308								
CCGW 25.0x5.0-26-PDC												
CCGW 25.0x5.0-28-PDC												
CCGW 25.0x5.0-30-PDC	362	146	260	322								
CCGW 25.0x5.0-32-PDC												
CCGW 25.0x5.0-34-PDC												
CCGW 25.0x5.0-36-PDC	390	155	270	336								
CCGW 25.0x5.0-38-PDC												
CCGW 25.0x5.0-40-PDC												
CCGW 25.0x5.0-42-PDC	418	164	280	350								
CCGW 25.0x5.0-44-PDC												
CCGW 25.0x5.0-46-PDC												
CCGW 25.0x5.0-48-PDC	446	173	290	364								
CCGW 25.0x5.0-50-PDC												
CCGW 25.0x5.0-52-PDC												
CCGW 25.0x5.0-54-PDC	474	182	300	378								
CCGW 25.0x5.0-56-PDC												
CCGW 25.0x5.0-58-PDC												
CCGW 25.0x5.0-60-PDC	502	191	310	392								

Ordering Example: CCGW 25.0x5.0-20-PDC PDC 105
W/ Micro Edge

Please replace the "P" with the appropriate edge prep.





BECKER

TFC / PDC / CBN Milling



RTC Rani Tool Corp.
 205 Kelsey St., Unit #104, Newington, CT 06111
 Tel: (888) 554-RANI or (860) 665-7771 • Fax: (860) 665-7319
 E-mail: sales@ranitool.com • www.ranitool.com

Available From:

Specifications are subject to change without notice. No responsibility for errors and/or printing errors will be accepted.